

**D** Bedienungsanleitung

**Firmware Update TorqLink Gashebel  
1976-00**

**EN** Operating manual

**Firmware update TorqLink throttle  
1976-00**



**TorqLink Gashebel  
mit Farbdisplay**

**DE**

**EN**

## **NOTE!**

**D** **Gültig für Firmwareupdate ab Version 1.0.9**

**EN** **Valid for firmware updates from version 1.0.9**

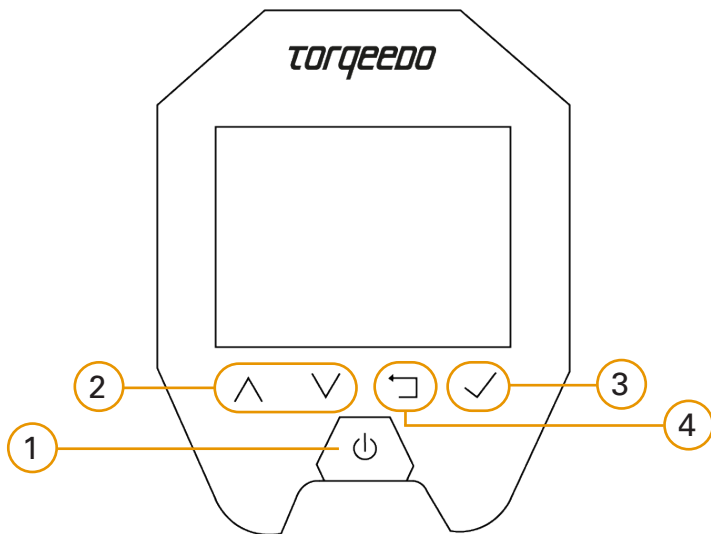
## 1. Sicherheitshinweise / Safety instructions

- D** - Prüfen Sie Ihr Produkt regelmäßig auf verfügbare Firmware Updates und führen Sie diese durch.
  - Firmware Updates können wichtige Sicherheitsfunktionen enthalten. Stellen Sie deshalb sicher, immer die neueste Version installiert zu haben und installieren Sie keine Vorgängerversionen.
  - VORSICHT! Lebensgefahr durch nicht manövrierfähiges Boot. Mittlere oder schwere Körperverletzungen können die Folge sein. Führen Sie das Firmwareupdate nur durch, wenn das Boot sicher befestigt ist oder an Land steht.
  - Beachten Sie die Sicherheitshinweise der Betriebsanleitung des TorqLink Gashebels.
- 
- EN** - Check your product regularly for available firmware updates and install them.
  - Firmware updates can contain important security functions. Make sure you always have the latest version installed and do not install any previous versions.
  - CAUTION! Danger due to unmaneuverable boat. Medium or severe physical injuries can result. Only perform the firmware update when the boat is securely fastened or on land.
  - Observe the safety instructions in the operating instructions for the TorqLink throttle.

DE

EN

## 2. Bedienelemente / Controls



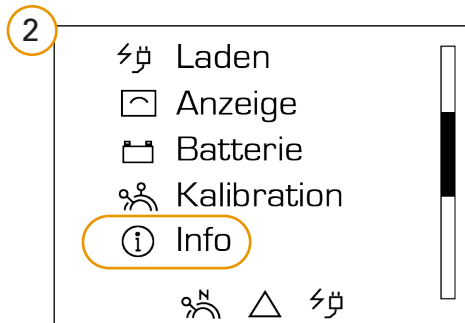
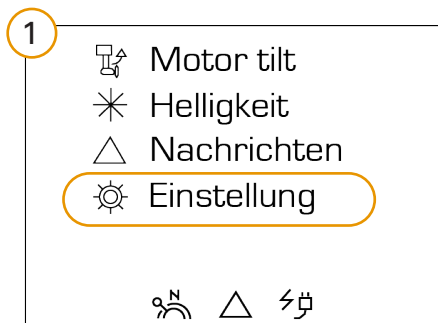
DE

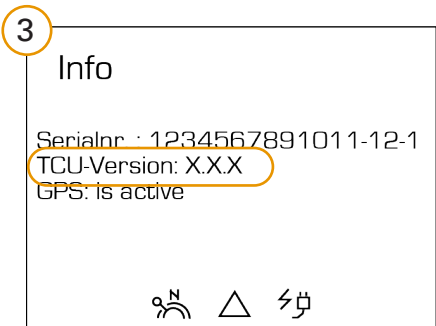
EN

- |   |   |
|---|---|
| <p><b>D</b></p> <ul style="list-style-type: none"> <li>1 Einschalten / Ausschalten</li> <li>3 Eingabe / Bestätigen</li> </ul> | <ul style="list-style-type: none"> <li>2 Blättern im Menü</li> <li>4 Zurück / Aufwärts im Menü</li> </ul> |
|---|---|

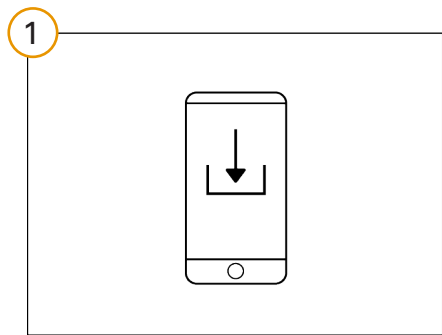
- |   |   |
|---|---|
| <p><b>EN</b></p> <ul style="list-style-type: none"> <li>1 Turn on / Turn off</li> <li>3 Select / Confirm</li> </ul> | <ul style="list-style-type: none"> <li>2 Scroll in menu</li> <li>4 Return / Up in menu</li> </ul> |
|---|---|

## 3. Firmwareversion prüfen



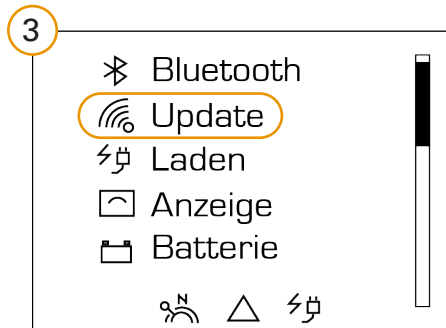
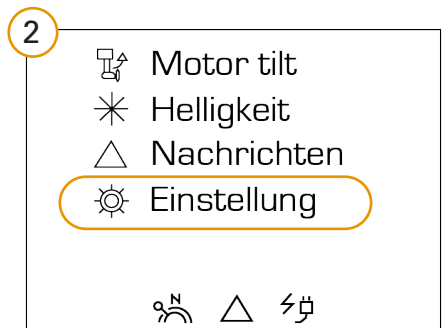


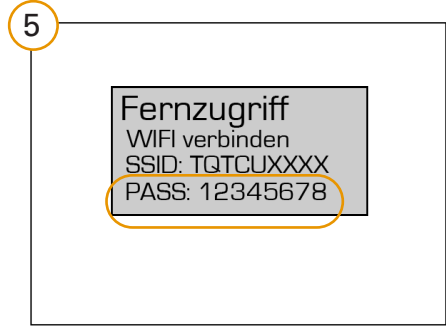
#### 4. Firmware Update installieren



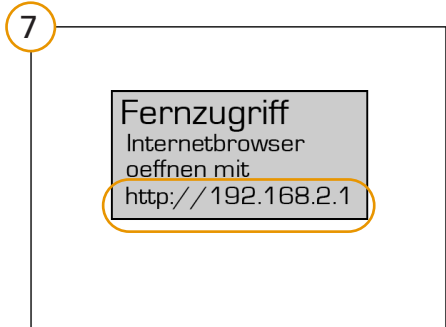
Firmware Update downloaden

[www.torqueedo.com](http://www.torqueedo.com)

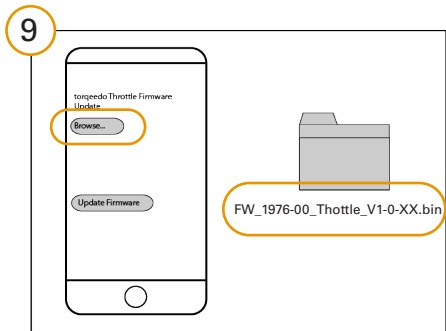
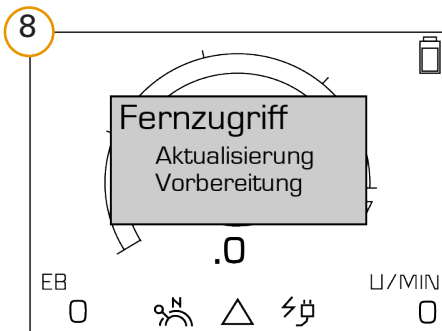




WIFI Passwort

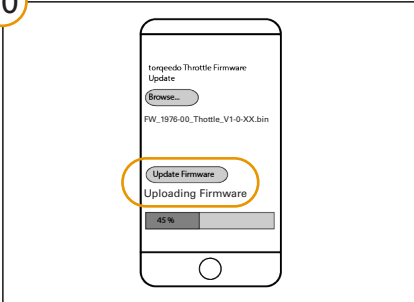


URL im Browser öffnen



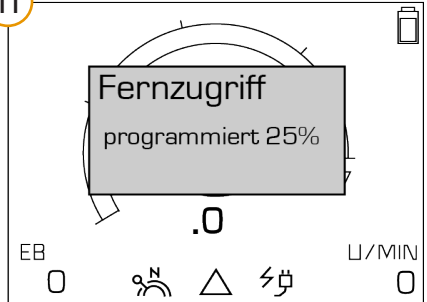
Datei für Firmware Update öffnen

10



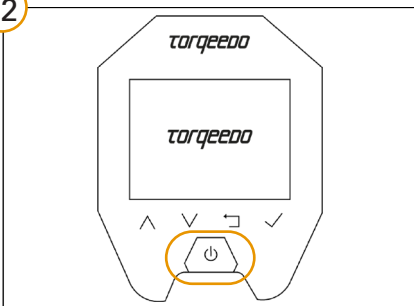
Firmware Update installieren

11



System schaltet nach der Installation ab

12



System neu starten

13



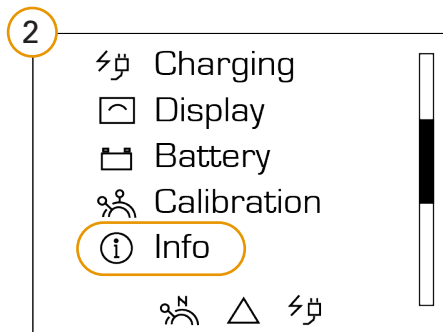
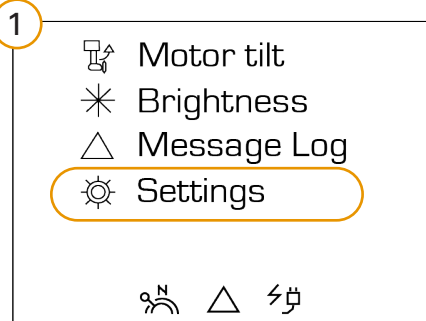
Firmware Update prüfen

DE

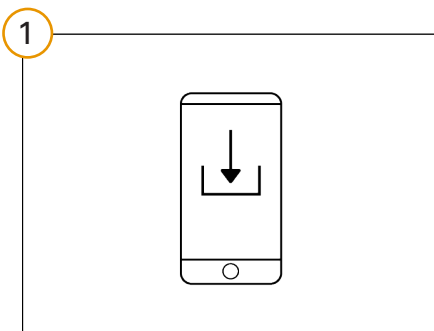
DE

EN

## 5. Check firmware version



## 6. Install firmware

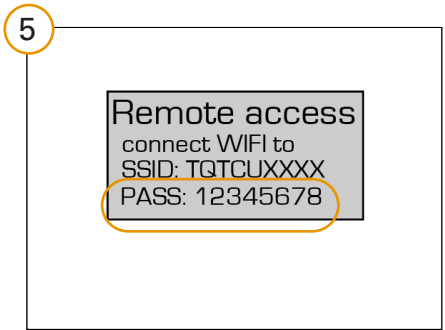
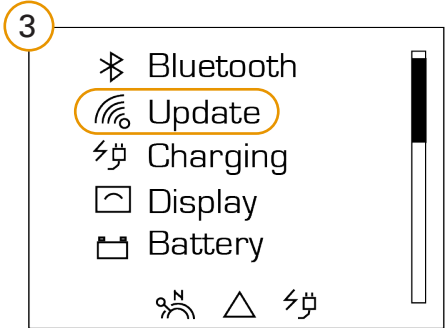
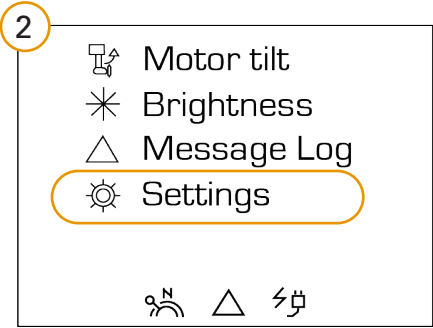


Download firmware update

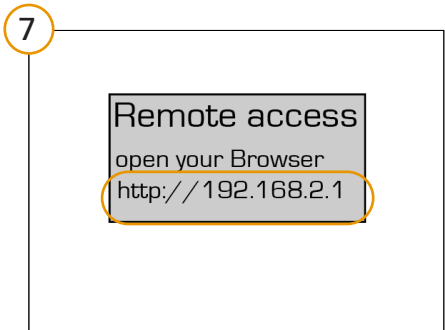
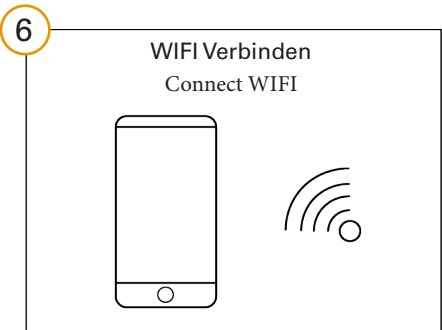
[www.torqeedo.com](http://www.torqeedo.com)



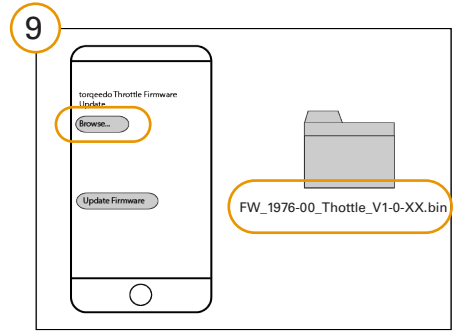
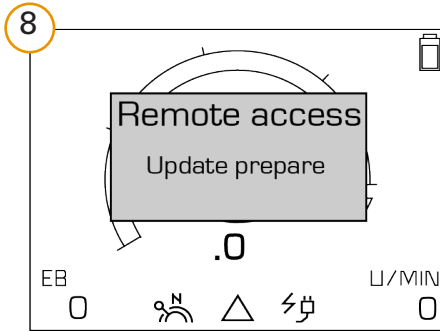




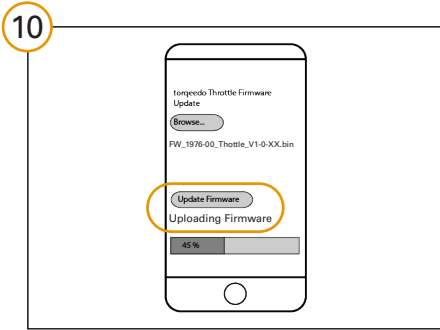
WIFI password



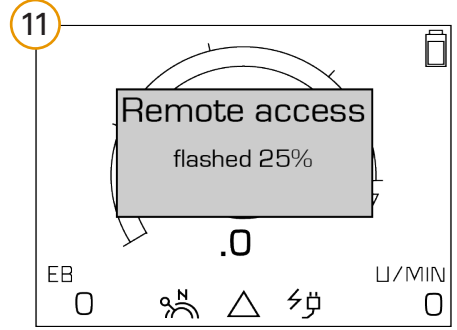
Open URL in browser



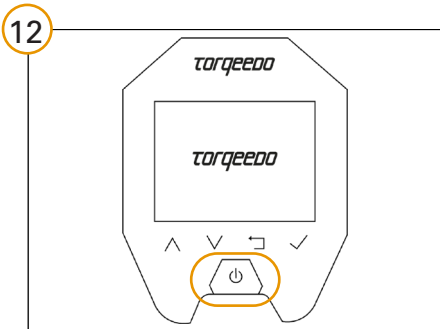
Open firmware update file



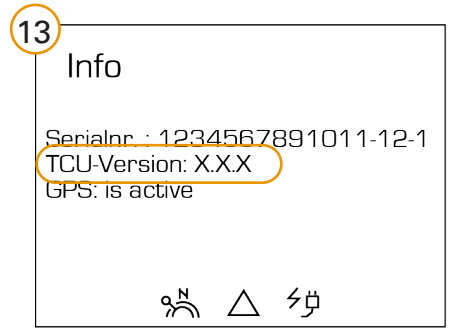
Install firmware update



System switches off after installation



Restart system



Check firmware update

DE

EN

## 7. Entsorgung / Disposal

- D** Entsorgung gemäß EU-Richtlinie 2012 / 19 / EU (WEEE), sowie nationalen Gesetzen. Nicht im Hausmüll entsorgen.
- EN** Disposal according to EU Directive 2012 / 19 / EU (WEEE), as well as national laws. Do not dispose of with household waste.



## 8. Garantiebedingungen / Warranty conditions

- D** Garantiebedingungen und Garantieschein unter [www.torqueedo.com](http://www.torqueedo.com)
- EN** Warranty conditions and warranty certificate available at [www.torqueedo.com](http://www.torqueedo.com)

DE

EN

### Torqueedo Unternehmen / Torqueedo branches

**Torqueedo GmbH**  
Friedrichshafener Straße 4a  
82205 Gilching, Germany  
[info@torqueedo.com](mailto:info@torqueedo.com)  
Phone: +49 8153 9215-100

**Torqueedo Inc.**  
171 Erick Street, Unit D-2  
Crystal Lake, IL 60014, USA  
[usa@torqueedo.com](mailto:usa@torqueedo.com)  
Phone: +1 815 444 8806

#### Alle anderen Länder

Kontaktadressen internationaler Servicestellen sind unter [www.torqueedo.com](http://www.torqueedo.com) in dem Bereich „Service Center“ aufgeführt.

#### All other countries

Contact details of service centres are available under [www.torqueedo.com](http://www.torqueedo.com) in the “Service Center” section.

### Torqueedo Service Center / Torqueedo Service Centre

**Torqueedo GmbH**  
- Service Center -  
Friedrichshafener Straße 4a  
82205 Gilching, Germany  
[service@torqueedo.com](mailto:service@torqueedo.com)  
Phone: +49 8153 9215-126

**Torqueedo Inc.**  
171 Erick Street, Unit D-2  
Crystal Lake, IL 60014, USA  
[service\\_usa@torqueedo.com](mailto:service_usa@torqueedo.com)  
Phone: +1 815 444 8806

Version 2.0  
039-00479